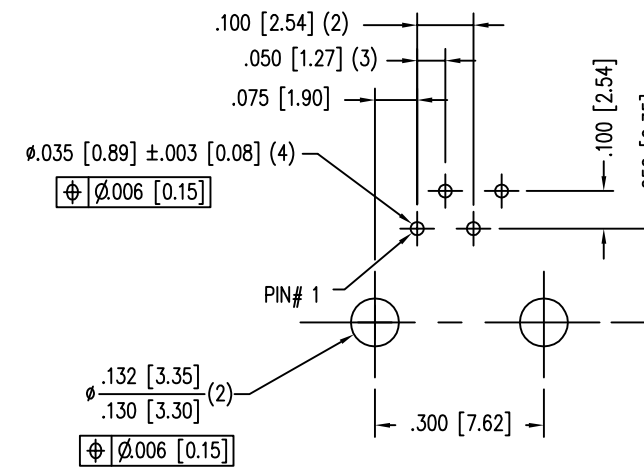
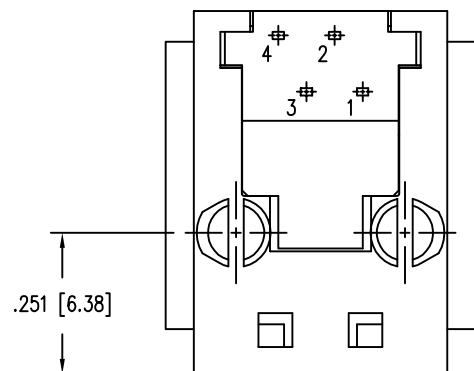
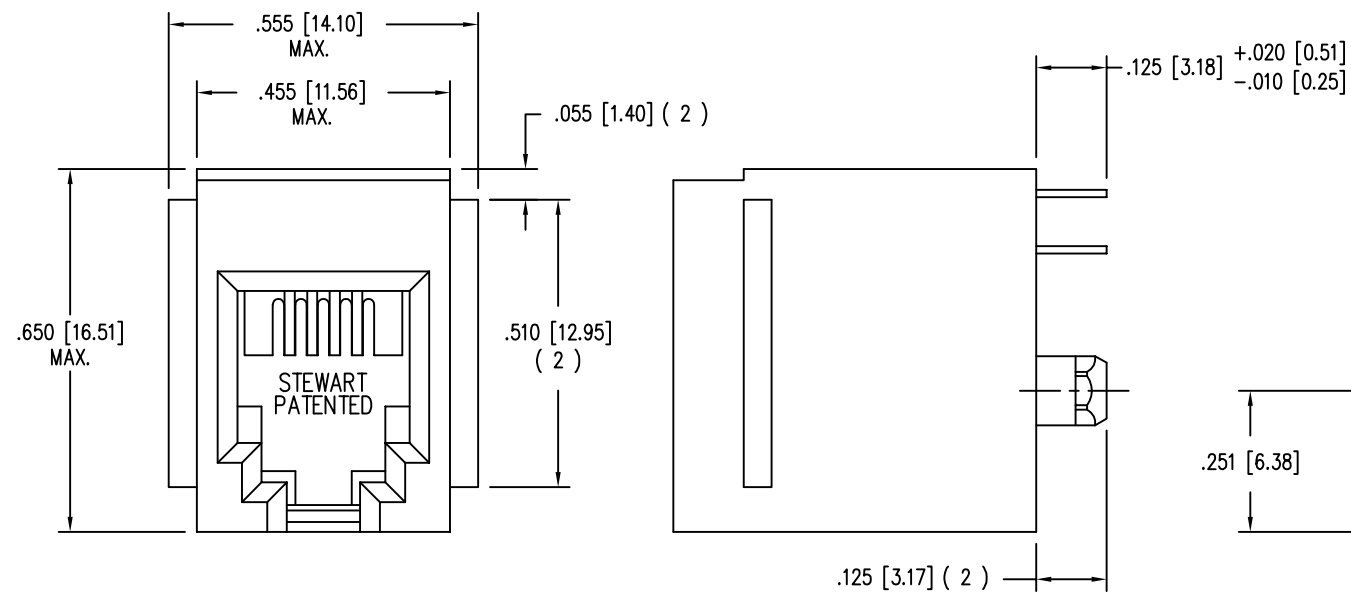


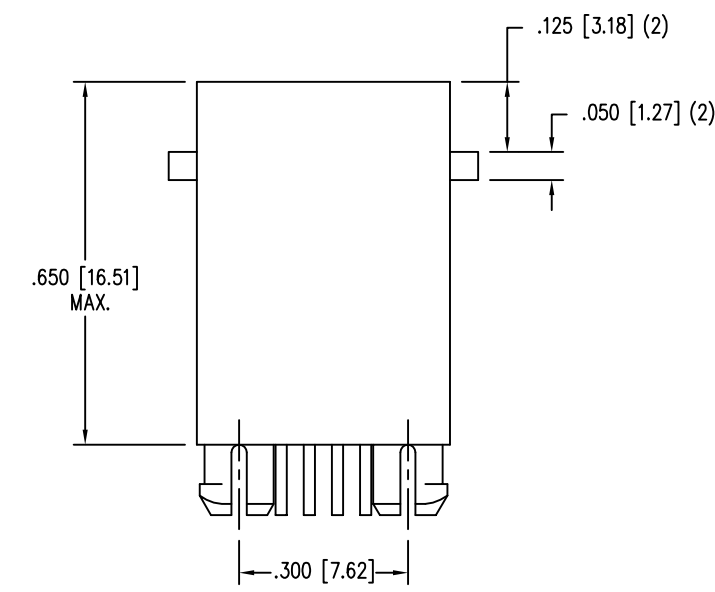
DATE	REV	ECN	APP'D. BY
1-12-16	A7	10494	TRM
3-16-16	A8	10623	TRM



P.C.B. RECOMMENDED HOLE LAYOUT  
SEEN FROM COMPONENT SIDE  
ALL CENTERLINE DIMENSIONS ARE BASIC.



- NOTES:
- CONNECTOR MATERIALS:  
HOUSING: THERMOPLASTIC UL94 V-0  
CONTACTS: COPPER ALLOY  
CONTACT PLATING: SELECTIVE GOLD IN CONTACT AREA  
SEE CHART FOR PART NUMBER
  - FOR PRODUCT SPECIFICATIONS SEE PR026-01.
  - DIMENSIONS AND TOLERANCES COMPLY WITH TIA-1096 STANDARD.



50 MICRO-INCHES [1.27um]	SS-6544-FLS-50
30 MICRO-INCHES [0.76um]	SS-6544-FLS
CONTACT PLATING IN MATING AREA	PART NUMBER

THIRD ANGLE PROJECTION 	 11118 Susquehanna Trail South Glen Rock, PA 17327-9199 (717) 235-7512 <a href="http://www.stewartconnector.com">http://www.stewartconnector.com</a>
DO NOT SCALE DRAWING DRAWING IS SUBJECT TO CHANGE WITHOUT NOTICE	TITLE: 4 CONTACT, 4 POSITION UNSHIELDED VERTICAL MOUNT JACK FLANGED
DIMENSIONS: INCHES [METRIC]	THIS DRAWING AND THE SUBJECT MATTER SHOWN THEREON ARE CONFIDENTIAL AND THE PROPRIETARY PROPERTY OF STEWART CONNECTOR AND SHALL NOT BE REPRODUCED, COPIED, OR USED IN ANY MANNER WITHOUT PRIOR WRITTEN CONSENT OF STEWART CONNECTOR. ONE OR MORE U.S. PATENTS MAY APPLY TO THIS PRODUCT. FOR DETAILS, PLEASE VISIT: <a href="http://BELFUSE.COM/STEWART/STEWART_PATENTS/">HTTP://BELFUSE.COM/STEWART/STEWART_PATENTS/</a>
UNLESS OTHERWISE SPECIFIED TOLERANCES ARE $\pm 0.005 [0.13]$ ANGLES ARE $\pm 1^\circ$	
SHEET NO. 1 OF 1	DRN BY: DAB DATE 4/14/03 APPD BY: RGC DATE 5-2-03 DWG NO. CT650004 REV. A8

